

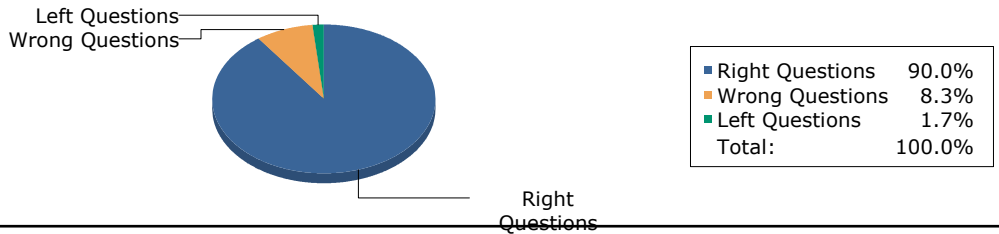
Performance Report

Paper Name Weekly Test 20-Aug-2019		Paper Date 27 Sep 2019	
Total Questions 60	Max Marks 120	Passing Marks 17	
Enrollment No 101	Student Name Babita Chauhan		
Course	Batch		

Rank 4.00	Percentage 87.92	Percentile 0.00
Grade A2	Test Status Pass	Division First

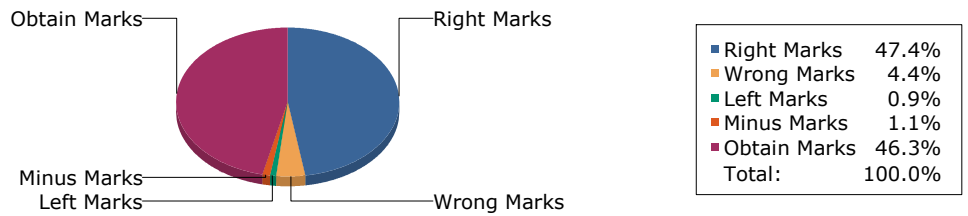
A) Attempted Questions

Right Questions	54
Wrong Questions	5
Left Questions	1



B) Attempted Marks

Right Marks	108.00
Wrong Marks	10.00
Minus Marks	2.50
Left Marks	2.00
Obtain Marks	105.50



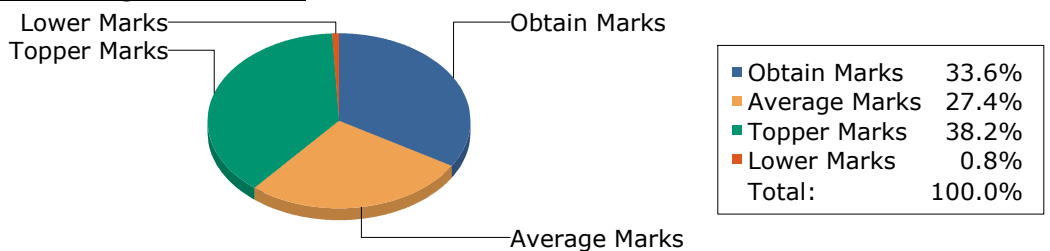
C) Obtained Marks

Max. Marks	120
Obtain Marks	105.50

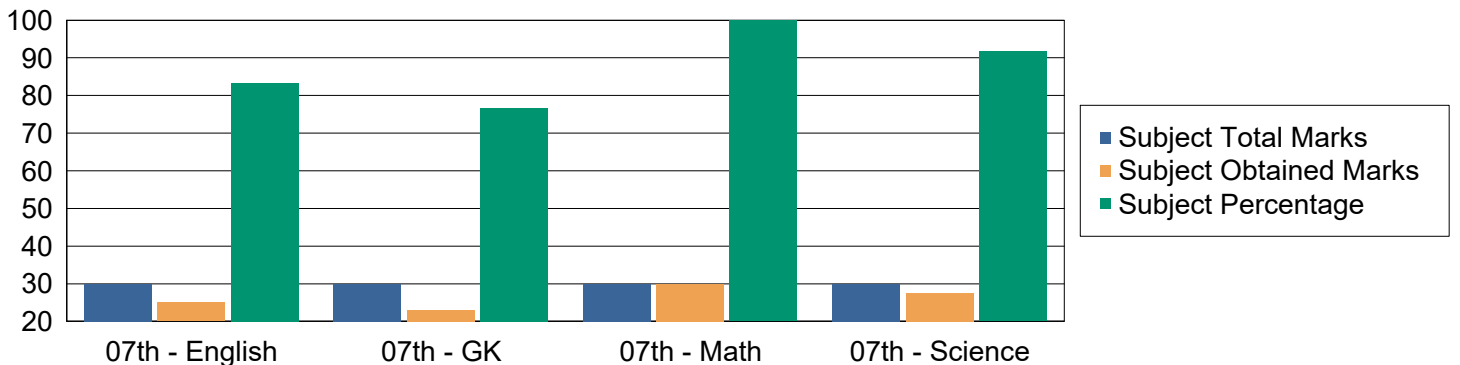


D) Comparison with topper, lower and average of the class.

Obtain Marks	105.50
Topper Marks	120.00
Lower Marks	2.50
Average Marks	85.95



E) Subject Wise



Performance Report

Paper Name Weekly Test 20-Aug-2019		Paper Date 27 Sep 2019	
Total Questions 60	Max Marks 120	Passing Marks 17	
Enrollment No 102	Student Name SATYAM		
Course	Batch		
Rank 1.00	Percentage 100.00	Percentile 0.00	
Grade A1	Test Status Pass	Division First	

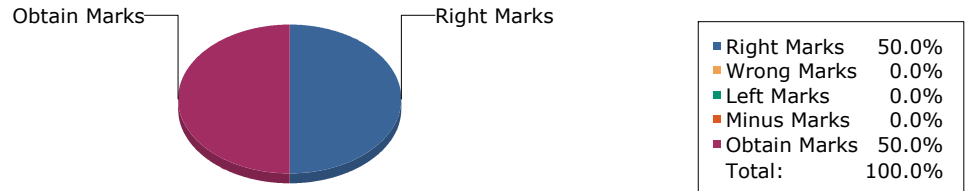
A) Attempted Questions

Right Questions	60
Wrong Questions	0
Left Questions	0



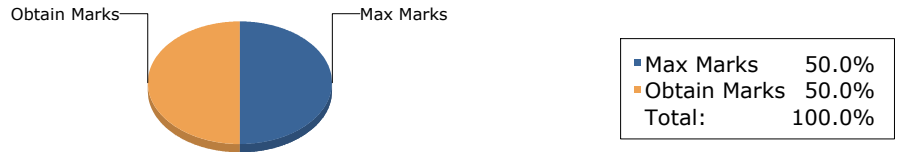
B) Attempted Marks

Right Marks	120.00
Wrong Marks	0.00
Minus Marks	0.00
Left Marks	0.00
Obtain Marks	120.00



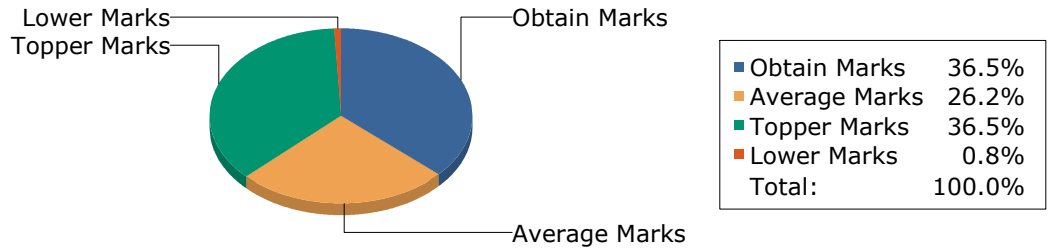
C) Obtained Marks

Max. Marks	120
Obtain Marks	120.00

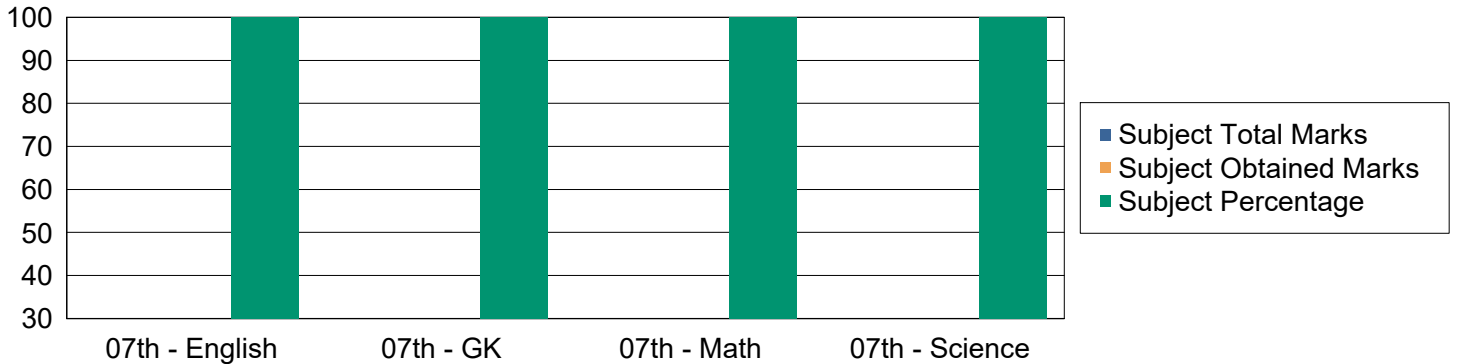


D) Comparison with topper, lower and average of the class.

Obtain Marks	120.00
Topper Marks	120.00
Lower Marks	2.50
Average Marks	85.95



E) Subject Wise

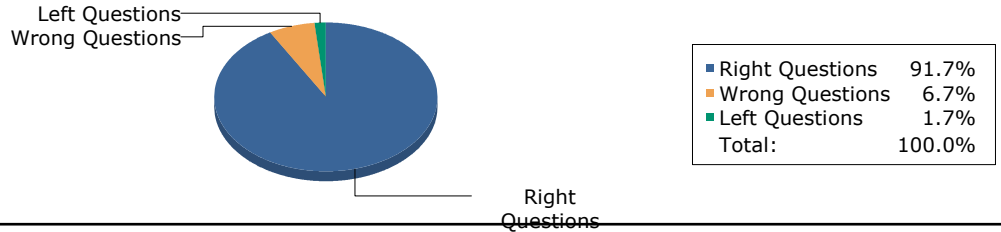


Performance Report

Paper Name Weekly Test 20-Aug-2019		Paper Date 27 Sep 2019	
Total Questions 60	Max Marks 120	Passing Marks 17	
Enrollment No 103	Student Name SATYABHAN		
Course	Batch		
Rank 3.00	Percentage 90.00	Percentile 0.00	
Grade A1	Test Status Pass	Division First	

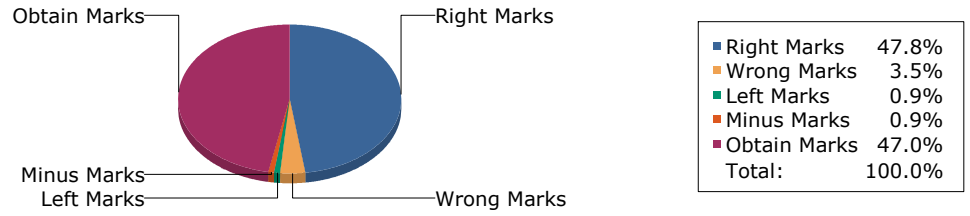
A) Attempted Questions

Right Questions	55
Wrong Questions	4
Left Questions	1



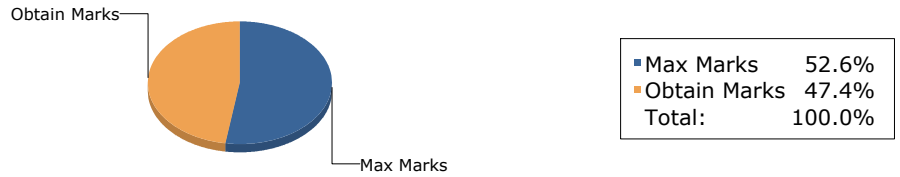
B) Attempted Marks

Right Marks	110.00
Wrong Marks	8.00
Minus Marks	2.00
Left Marks	2.00
Obtain Marks	108.00



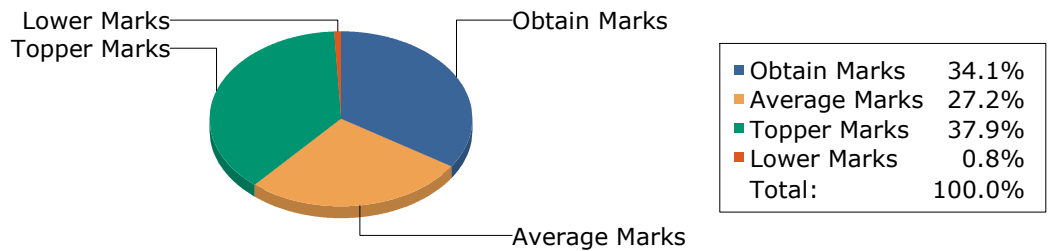
C) Obtained Marks

Max. Marks	120
Obtain Marks	108.00

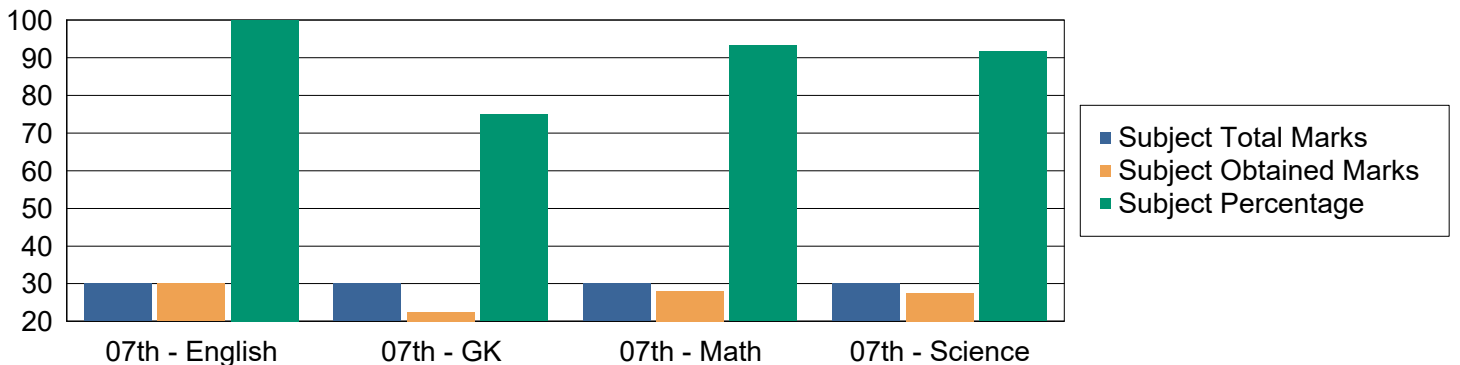


D) Comparison with topper, lower and average of the class.

Obtain Marks	108.00
Topper Marks	120.00
Lower Marks	2.50
Average Marks	85.95



E) Subject Wise



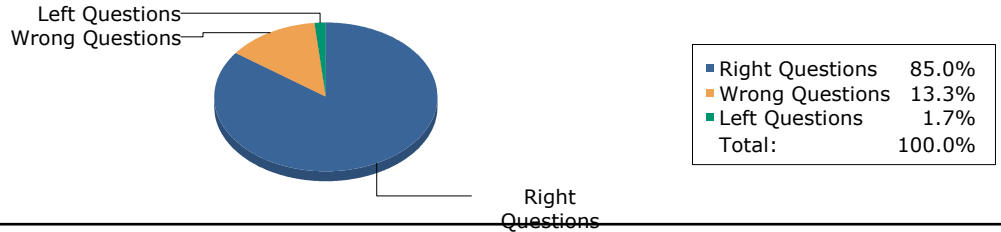
Performance Report

Paper Name Weekly Test 20-Aug-2019		Paper Date 27 Sep 2019	
Total Questions 60	Max Marks 120	Passing Marks 17	
Enrollment No 104	Student Name SEEMA		
Course	Batch		

Rank 6.00	Percentage 81.67	Percentile 0.00
Grade A2	Test Status Pass	Division First

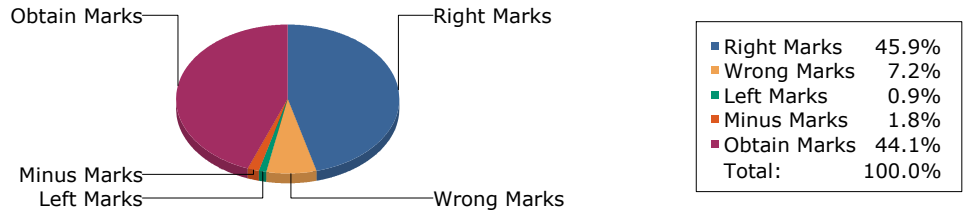
A) Attempted Questions

Right Questions	51
Wrong Questions	8
Left Questions	1



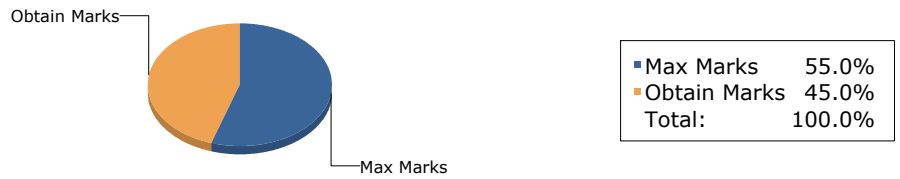
B) Attempted Marks

Right Marks	102.00
Wrong Marks	16.00
Minus Marks	4.00
Left Marks	2.00
Obtain Marks	98.00



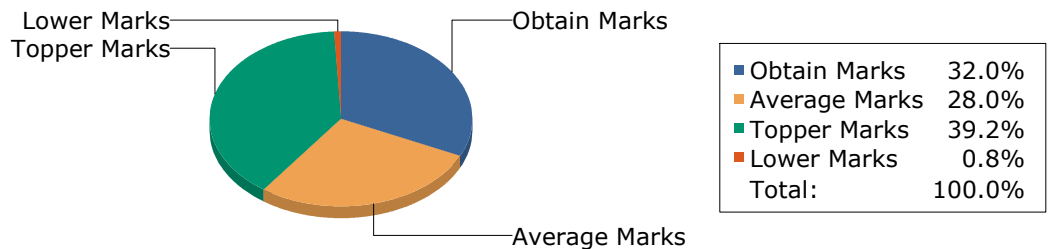
C) Obtained Marks

Max. Marks	120
Obtain Marks	98.00

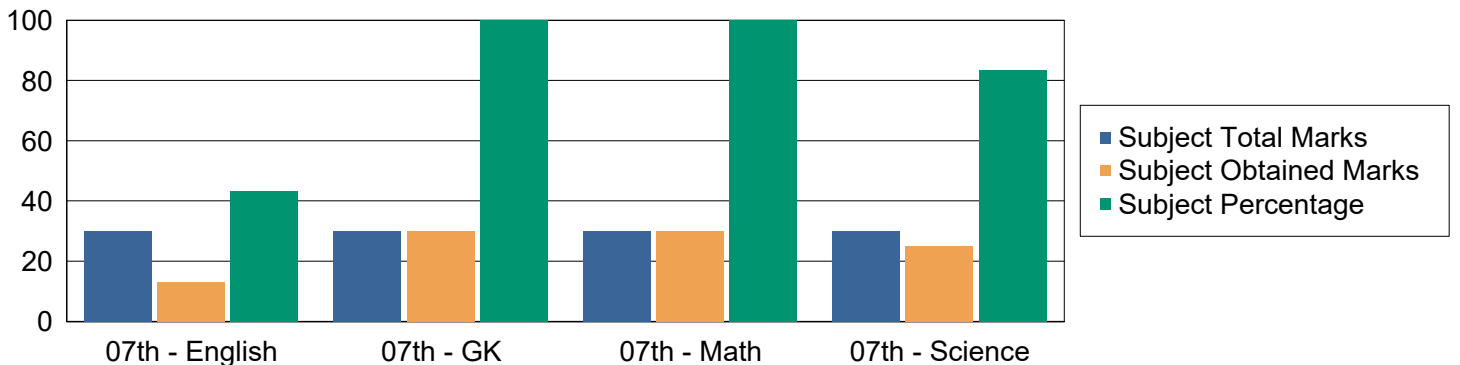


D) Comparison with topper, lower and average of the class.

Obtain Marks	98.00
Topper Marks	120.00
Lower Marks	2.50
Average Marks	85.95



E) Subject Wise



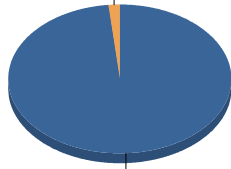
Performance Report

Paper Name Weekly Test 20-Aug-2019		Paper Date 27 Sep 2019	
Total Questions 60	Max Marks 120	Passing Marks 17	
Enrollment No 105	Student Name UDAYBHAN		
Course	Batch		
Rank 2.00	Percentage 97.92	Percentile 0.00	
Grade A1	Test Status Pass	Division First	

A) Attempted Questions

Right Questions	59
Wrong Questions	1
Left Questions	0

Wrong Questions

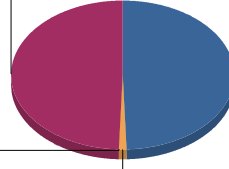


Right Questions

B) Attempted Marks

Right Marks	118.00
Wrong Marks	2.00
Minus Marks	0.50
Left Marks	0.00
Obtain Marks	117.50

Obtain Marks



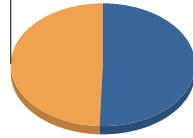
Right Marks

Minus Marks
Wrong Marks

C) Obtained Marks

Max. Marks	120
Obtain Marks	117.50

Obtain Marks

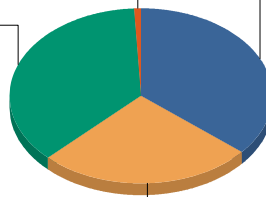


Max Marks

D) Comparison with topper, lower and average of the class.

Obtain Marks	117.50
Topper Marks	120.00
Lower Marks	2.50
Average Marks	85.95

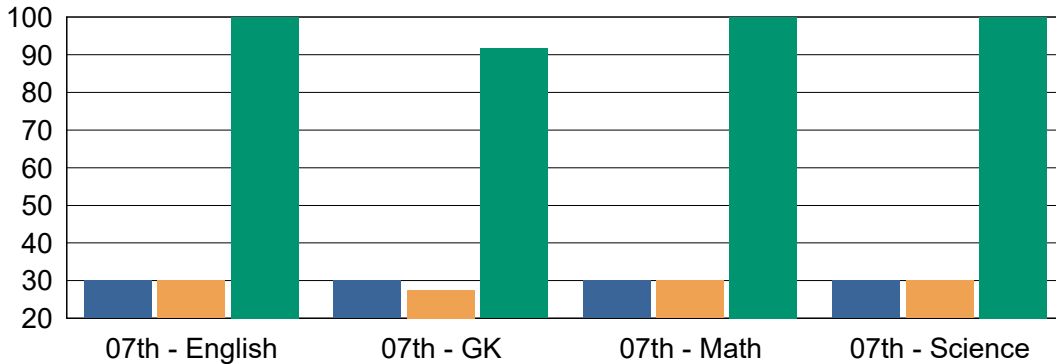
Lower Marks
Topper Marks



Obtain Marks

Average Marks

E) Subject Wise



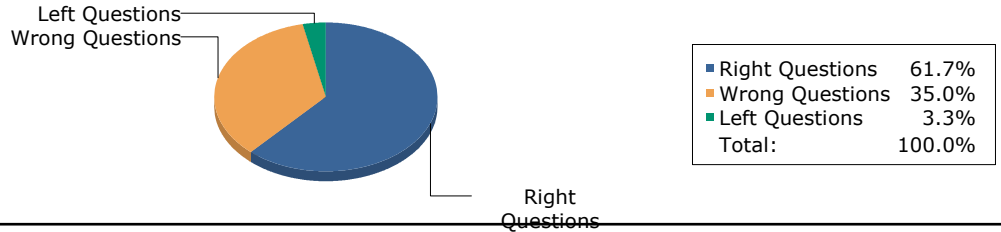
Subject Total Marks
Subject Obtained Marks
Subject Percentage

Performance Report

Paper Name Weekly Test 20-Aug-2019		Paper Date 27 Sep 2019	
Total Questions 60	Max Marks 120	Passing Marks 17	
Enrollment No 106	Student Name RAM NIVASH		
Course	Batch		
Rank 8.00	Percentage 52.92	Percentile 0.00	
Grade B1	Test Status Pass	Division Second	

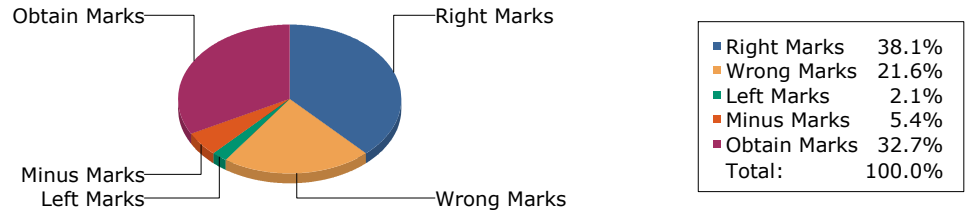
A) Attempted Questions

Right Questions	37
Wrong Questions	21
Left Questions	2



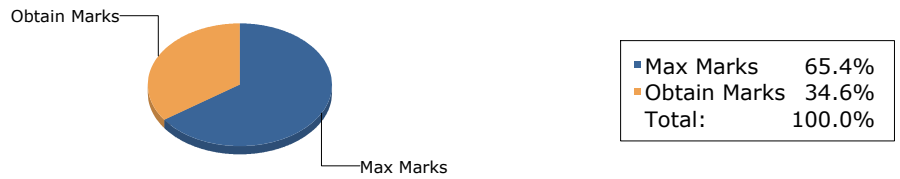
B) Attempted Marks

Right Marks	74.00
Wrong Marks	42.00
Minus Marks	10.50
Left Marks	4.00
Obtain Marks	63.50



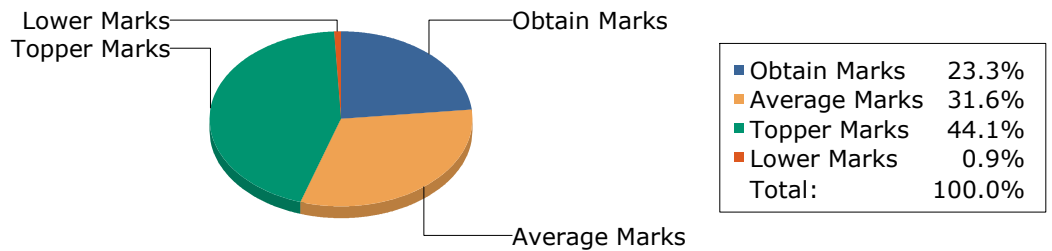
C) Obtained Marks

Max. Marks	120
Obtain Marks	63.50

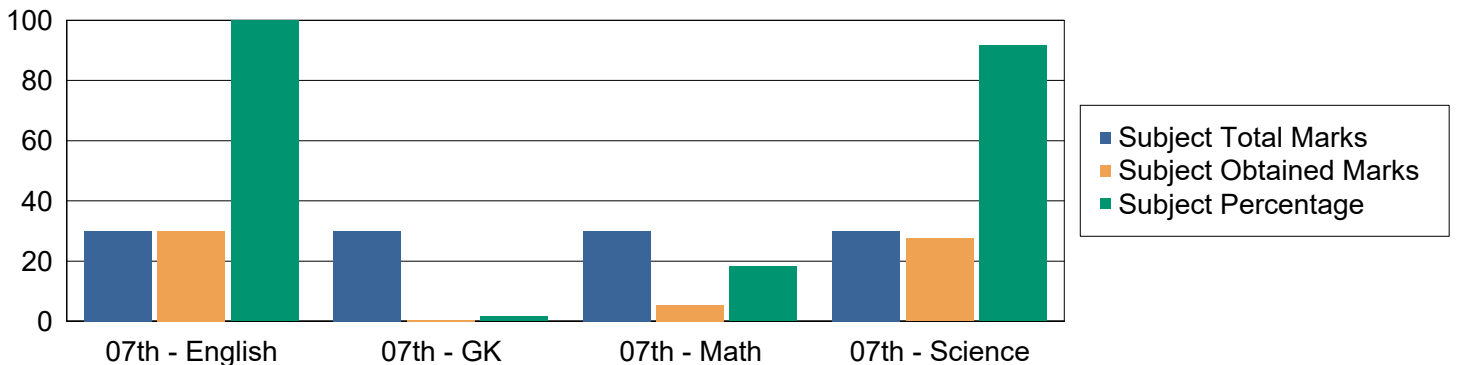


D) Comparison with topper, lower and average of the class.

Obtain Marks	63.50
Topper Marks	120.00
Lower Marks	2.50
Average Marks	85.95



E) Subject Wise

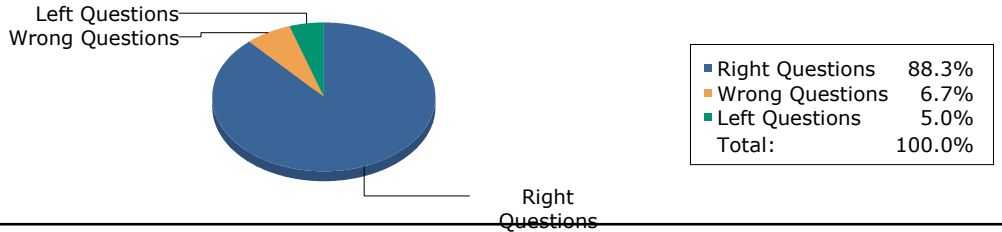


Performance Report

Paper Name Weekly Test 20-Aug-2019	Paper Date 27 Sep 2019	
Total Questions 60	Max Marks 120	Passing Marks 17
Enrollment No 107	Student Name OMPRAKASH	
Course	Batch	
Rank 5.00	Percentage 86.67	Percentile 0.00
Grade A2	Test Status Pass	Division First

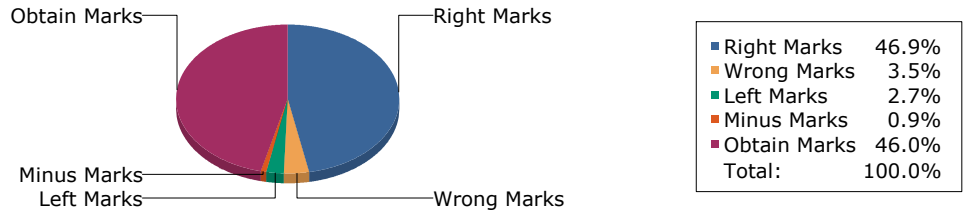
A) Attempted Questions

Right Questions	53
Wrong Questions	4
Left Questions	3



B) Attempted Marks

Right Marks	106.00
Wrong Marks	8.00
Minus Marks	2.00
Left Marks	6.00
Obtain Marks	104.00



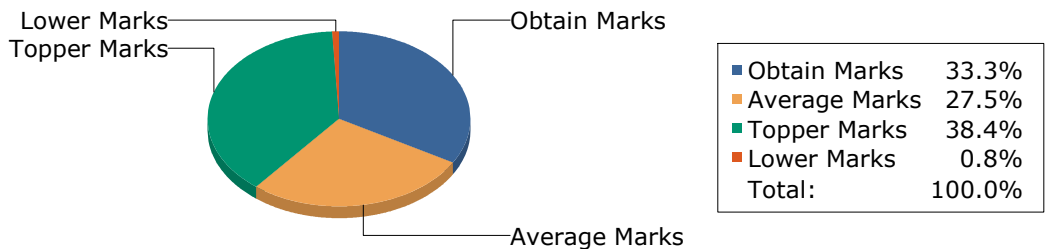
C) Obtained Marks

Max. Marks	120
Obtain Marks	104.00

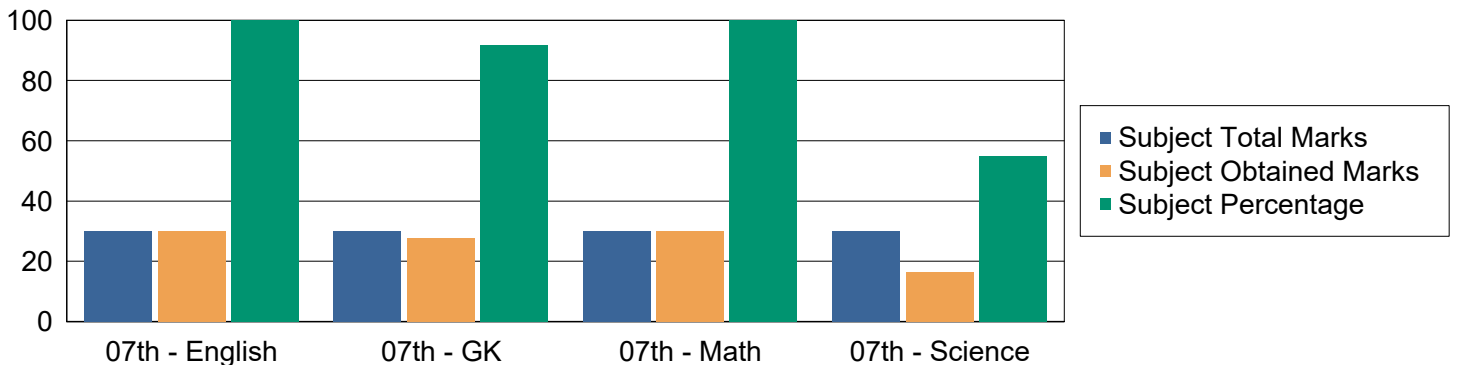


D) Comparison with topper, lower and average of the class.

Obtain Marks	104.00
Topper Marks	120.00
Lower Marks	2.50
Average Marks	85.95



E) Subject Wise



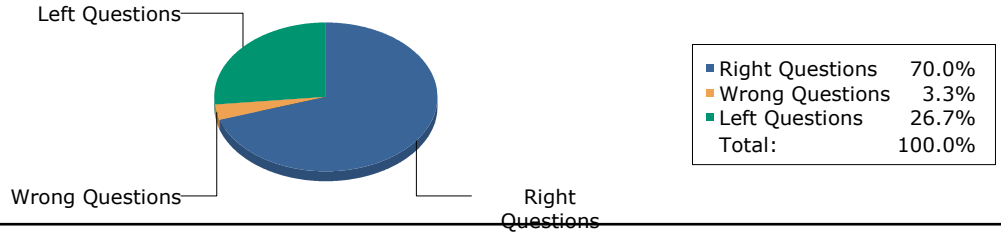
Performance Report

Paper Name Weekly Test 20-Aug-2019	Paper Date 27 Sep 2019	
Total Questions 60	Max Marks 120	Passing Marks 17
Enrollment No 108	Student Name AVINASH	
Course	Batch	

Rank 7.00	Percentage 69.17	Percentile 0.00
Grade A4	Test Status Pass	Division First

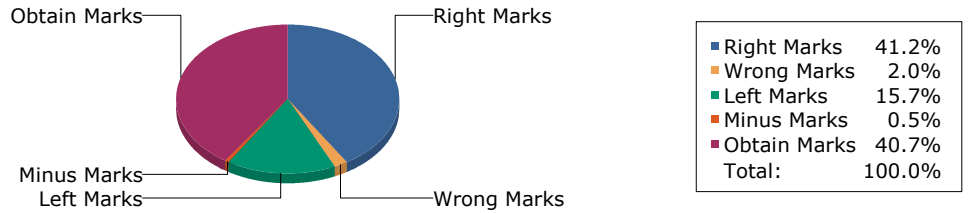
A) Attempted Questions

Right Questions	42
Wrong Questions	2
Left Questions	16



B) Attempted Marks

Right Marks	84.00
Wrong Marks	4.00
Minus Marks	1.00
Left Marks	32.00
Obtain Marks	83.00



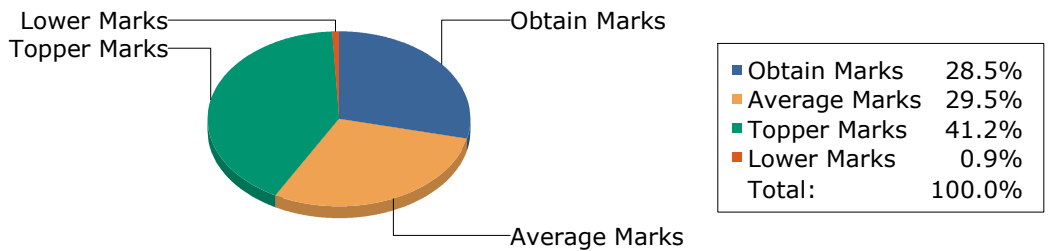
C) Obtained Marks

Max. Marks	120
Obtain Marks	83.00

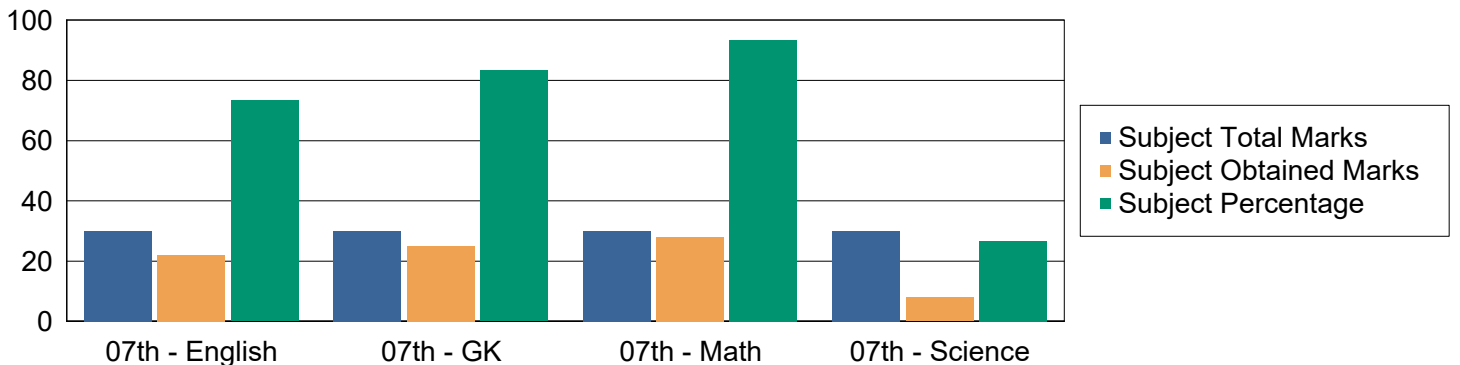


D) Comparison with topper, lower and average of the class.

Obtain Marks	83.00
Topper Marks	120.00
Lower Marks	2.50
Average Marks	85.95



E) Subject Wise



Performance Report

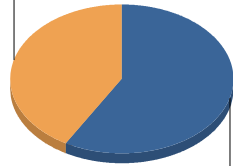
Paper Name Weekly Test 20-Aug-2019	Paper Date 27 Sep 2019	
Total Questions 60	Max Marks 120	Passing Marks 17
Enrollment No 109	Student Name GAURAV	
Course	Batch	

Rank 9.00	Percentage 47.92	Percentile 0.00
Grade B2	Test Status Pass	Division Second

A) Attempted Questions

Right Questions	35
Wrong Questions	25
Left Questions	0

Wrong Questions



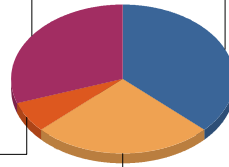
Right Questions	58.3%
Wrong Questions	41.7%
Left Questions	0.0%
Total:	100.0%

Right Questions

B) Attempted Marks

Right Marks	70.00
Wrong Marks	50.00
Minus Marks	12.50
Left Marks	0.00
Obtain Marks	57.50

Obtain Marks



Right Marks	36.8%
Wrong Marks	26.3%
Left Marks	0.0%
Minus Marks	6.6%
Obtain Marks	30.3%
Total:	100.0%

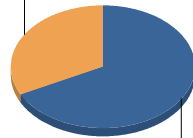
Right Marks

Minus Marks
Wrong Marks

C) Obtained Marks

Max. Marks	120
Obtain Marks	57.50

Obtain Marks



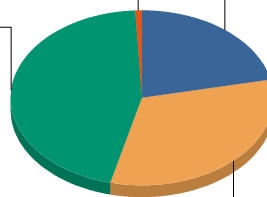
Max Marks	67.6%
Obtain Marks	32.4%
Total:	100.0%

Max Marks

D) Comparison with topper, lower and average of the class.

Obtain Marks	57.50
Topper Marks	120.00
Lower Marks	2.50
Average Marks	85.95

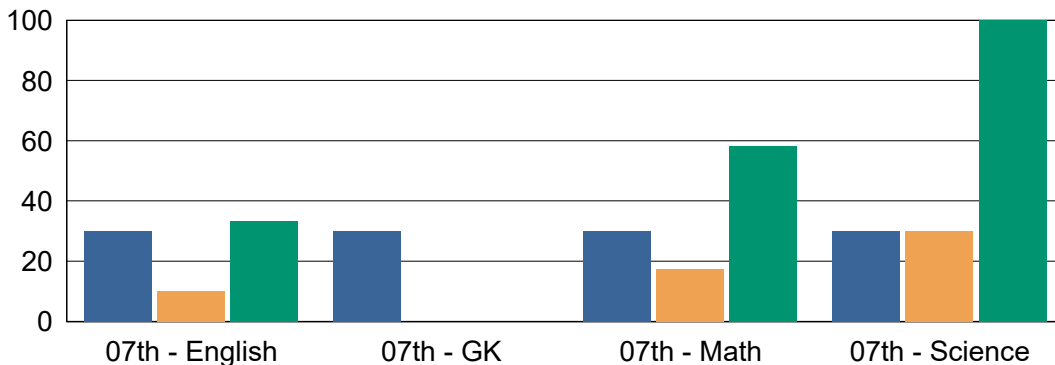
Lower Marks
Topper Marks



Obtain Marks	21.6%
Average Marks	32.3%
Topper Marks	45.1%
Lower Marks	0.9%
Total:	100.0%

Average Marks

E) Subject Wise



Subject Total Marks	30
Subject Obtained Marks	10
Subject Percentage	33.3%

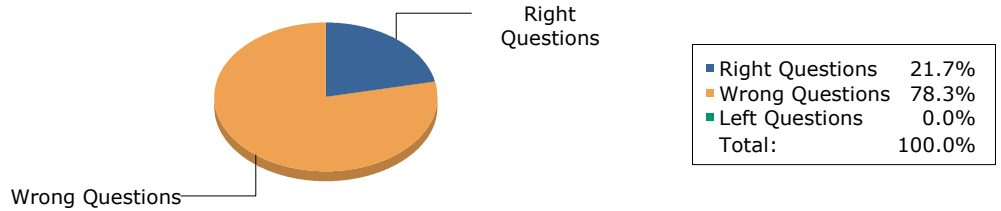
Performance Report

Paper Name Weekly Test 20-Aug-2019		Paper Date 27 Sep 2019	
Total Questions 60	Max Marks 120	Passing Marks 17	
Enrollment No 110	Student Name RAJESH		
Course	Batch		

Rank 10.00	Percentage 2.08	Percentile 0.00
Grade D	Test Status Fail	Division Very Poor

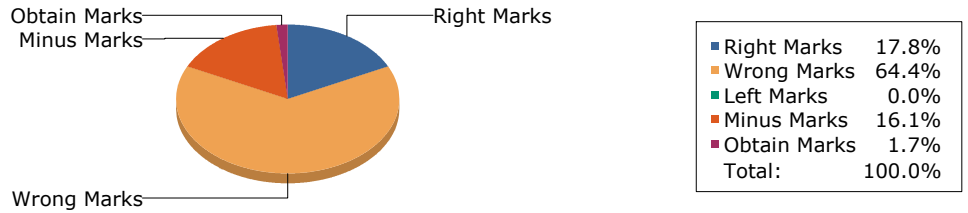
A) Attempted Questions

Right Questions	13
Wrong Questions	47
Left Questions	0



B) Attempted Marks

Right Marks	26.00
Wrong Marks	94.00
Minus Marks	23.50
Left Marks	0.00
Obtain Marks	2.50



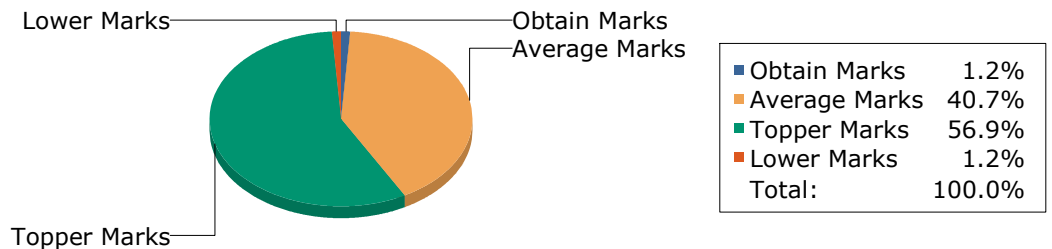
C) Obtained Marks

Max. Marks	120
Obtain Marks	2.50

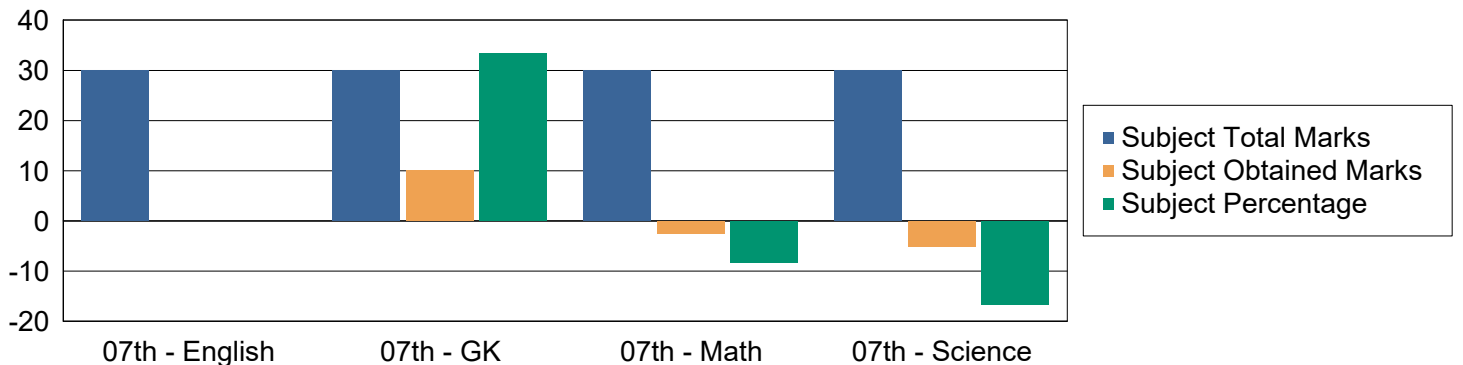


D) Comparison with topper, lower and average of the class.

Obtain Marks	2.50
Topper Marks	120.00
Lower Marks	2.50
Average Marks	85.95



E) Subject Wise



Performance Report